

AUDIO SELECTORS 16(8)

AS-161 16 STEREO BALANCED INPUTS
AS-801 8 STEREO BALANCED INPUTS

Altair introduces two new Audio Selector series available in 16 or 8 balanced stereo inputs and 2 paralleled stereo balanced outputs. Due to the huge number of I/O 34*, connections are made by the use of PHOENIX (TM) type terminal blocks.

These Audio selectors are made under Broadcast specifications, and incorporates a removable front panel unit allowing installation outside the main unit for a more convenient use.

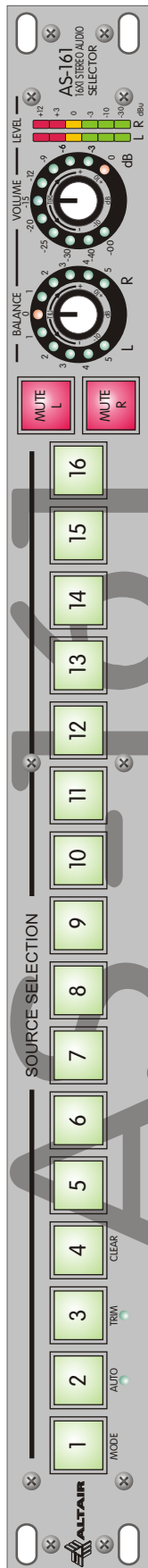

Volume and Balance controls by rotary encoder and position indicators, allows a precise and repeatable adjustments allowing special operations as individual input TRIM and memory for instant recall after booting the unit.

Channel selection and MUTE functions are made under a proprietary fade in/out technic reducing notably all type of switching artifacts obtaining clean channel transition or a progressive muting.

The selectors incorporates a selectable automatic AUTO selection mode. When active, simplifies the selection by reducing the number of operations to the simple start/stop of the source needed.

FEATURES

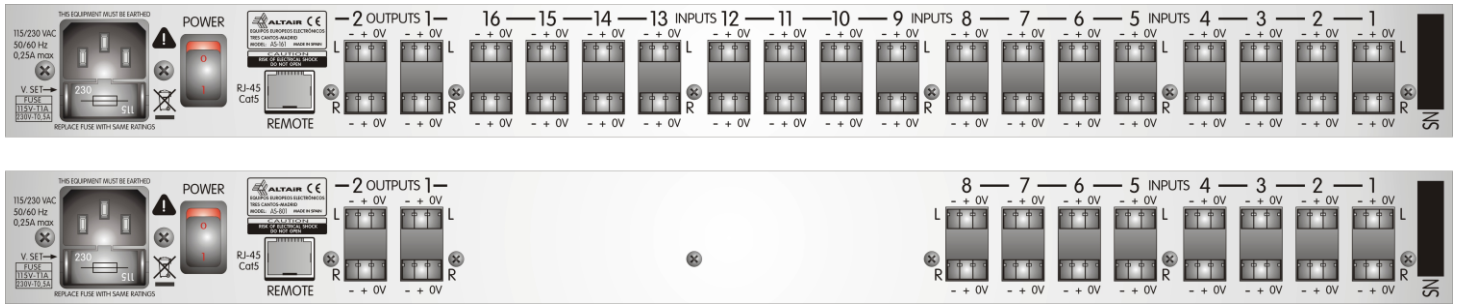
- 16(8) STEREO BALANCED INPUTS
- FRONT PANEL REMOVABLE FROM THE MAIN UNIT
- BROADCAST QUALITY ILLUMINATED SWITCHES
- LEVEL AND BALANCE TRIM PER INPUT CHANNEL
- CHANNEL SELECTION MODES: MANUAL OR AUTO
- COMPACT, INOX FINISH 1 UNIT HIGH



EQUIPOS EUROPEOS ELECTRONICOS

www.altairaudio.com

REAR PANEL. CONNECTION DIAGRAM



TECHNICAL SPECIFICATIONS

BOTH CHANNELS L - R	
INPUT CONNECTIONS	<ul style="list-style-type: none"> Phoenix TM 3.5" type.
INPUT IMPEDANCE	<ul style="list-style-type: none"> 20 Kohm. electronically balanced.
INPUT LEVEL	<ul style="list-style-type: none"> 0 dBu nominal / +22 dBu maximum.
OUTPUT CONNECTIONS	<ul style="list-style-type: none"> Phoenix TM 3.5" type.
OUTPUT IMPEDANCE	<ul style="list-style-type: none"> 100 ohm. Balanced floating
OUTPUT LEVEL	<ul style="list-style-type: none"> 0 dBu nominal / +22 dBu maximum.
FREQUENCY RESPONSE	<ul style="list-style-type: none"> 25 Hz to 50 KHz (+0, -0.5 dB).
DISTORTION	<ul style="list-style-type: none"> THD+N < 0,03% @ 0 dBu (25Hz- 50KHz).
CROSTALK L/R:	<ul style="list-style-type: none"> Better than 90 dB at 1KHz. >75 dB from 20 Hz to 20 KHz).
SELECTED INPUT vs UNSELECTED INPUT CROSTALK	<ul style="list-style-type: none"> Better than 90 dB at 1KHz. >80 dB from 20 Hz to 20 KHz).
C.M.R.R.	<ul style="list-style-type: none"> Typical value: Better than 65 dB at 1KHz.
SIGNAL NOISE S/N RATIO	<ul style="list-style-type: none"> Better than 110 dB, un-weighted (U/W 20Hz- 20KHz).
MUTE ATTENUATION	<ul style="list-style-type: none"> Better than 103 dB at 1KHz. 90 dB at 10KHz
GAIN	<ul style="list-style-type: none"> -6 dB volume at 0 dB, balance at 50%. 0 dB volume at 0 dB, balance at 100%.
OUTPUT LEVEL	<ul style="list-style-type: none"> Adjustable from 0 dB to -59 dB and -∞dB.
INPUT SIGNAL THRESHOLD LEVEL FOR AUTO MODE	<ul style="list-style-type: none"> Better than 140 mV (-15 dBu). Lower signals requires manual selection
LINE POWER	<ul style="list-style-type: none"> Selectable 115/230 VAC ±12%, 50-60 Hz.
POWER COMSUMPTION:	<ul style="list-style-type: none"> 20 V.A.
DIMENSIONS:	<ul style="list-style-type: none"> MAIN UNIT 483x44x220 mm. (19" x 1U). FRONT PANEL UNIT 483X44X35 mm. (19" x 1U).

