


# POWER AMPLIFIERS

## ADVANTAGE Series

### A 3.5 - A 7 - A 11




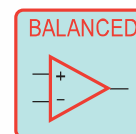
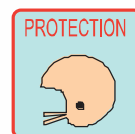
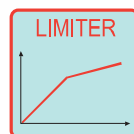
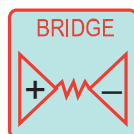
#### MAIN FEATURES

- Forced air by continuously variable speed fan. Front to rear cooling.
- Clip limiter circuit, internally switchable.
- Bipolar design, cascode input with low open loop distortion and excellent transient response.
- Optional crossover card (two-way with an optional equalization point on each way).
- Operation mode selection: **Stereo** and **Bridge**.
- Internal Input Sensitivity/Gain adjustment on each channel (from 0 dBv to +8 dBu).
- Protections: **Thermal** overload, against **Short-Circuit**, DC, and against turn on/off transients by means of **Relay**.
- AC inrush current limiting (Models A7 and A11).
- Toroidal mains transformer with dual (115/230VAC) voltage for worldwide operation. External hum field virtually eliminated.



MODELO	CONTINUOUS OUTPUT POWER Watts R.M.S. @ 1KHz, THD+N 0,1%					DYNAMIC POWER
	Stereo Mode (per channel)		Bridge Mode			Stereo Mode (per channel)
	8Ω	4Ω	8Ω	70,7V Line	100V Line	
A3.5	100	175	350	-	-	250
A7	200	350	700	650	-	450
A11	300	550	1100	-	1100	700

IN ALL MEASUREMENTS, BOTH CHANNELS DRIVEN





## OPTIONAL CROSSOVER MODULE CC-224 MAIN FEATURES

- Mono two way. Easy biamplified systems implementation.
- Internal switches allow filter frequency configuration with ease.
- One fully parametric equalization point on each way (optional TE-F).
- High and Low unbalanced outputs for amplifier side-chaining permit multiway (3, 4, 5 or more ways) installs.
- Two external input selection switches, to set-up each amplifier channel or for temporary crossover by-pass.



Frequency selectable filters, 24 dB/octave, Linkwitz-Riley type.

Internal selectable frequencies:

50, 100, 150, 200, 250, 300, 350, 400, 450, 500, 550, 600, 650, 700, 750Hz,  
1K, 1K25, 1K5, 1K75, 2K, 2K25, 2K5, 2K75, 3K, 3K25, 3K5, 3K75 Hz.

Other non listed frequencies can be obtained by resistor arrays.

### TOTAL HARMONIC DISTORTION (THD+N):

Less than 0.05% at rated output power at 1KHz into 4Ω.

### INTERMODULATION DISTORTION:

SMPTE: Less than 0,08% at 60Hz, 7KHz, 4:1 ratio into 4Ω  
at rated output power.  
DIM-30: Less than 0.04% into 4Ω.

### INPUT SENSIVITY:

At rated output power (4Ω) 0 db.  
Internally selectable by resistor set-up: from 0 dBv (0,775V) to +8dBv (1,95V)

### INPUT IMPEDANCE:

Balanced: 20 KΩ.  
Unbalanced: 10KΩ.

### C.M.R.R.:

Greater than 70 dB, 20 Hz to 10 KHz; 90 dB at 50 Hz.

### DAMPING FACTOR:

Greater than 300 at 1KHz into 8Ω.

### HUM AND NOISE: ("A" Weighted)

Greater than 100 dB, de 20 Hz to 20 KHz ref.

### FREQUENCY RESPONSE:

20 Hz at 20 KHz (-0,5 dB).

### OUTPUT SLEW RATE:

20V/ms.

### CHANNEL SEPARATION:

Greater than 65 dB a 1KHz.

### INPUT CONNECTORS PER CHANNEL:

XLR-3-31 Balanced.

### OUTPUT CONNECTORS PER CHANNEL:

Binding post.

### INDICATORS:

CLIP LED (one per channel).  
SIGNAL LED (one per channel).  
ON/PROT LED (one per channel).

### COOLING:

Forced air by continuously variable speed fan.  
Front to rear cooling.

### PROTECTIONS:

Electronic against short-circuit and open circuit.  
Thermal against heatsink overheating.  
DC out by relay.  
Delayed turn-on-Inrush transient. (A7, A11)

### POWER SUPPLY:

115/230 Volts + 10%, -30%, 50/60 Hz.

### POWER REQUIREMENTS:

A 3,5: 350 V.A. A 7:700 V.A A 11:1100 V.A.

### NET/SHIPPING WEIGHT:

A 3,5:13 Kg./16 Kg. A 7:14 Kg./17Kg. A 11:15 Kg./18 Kg.

### DIMENSIONS:

483x89x370 m/m (19" x 2 u.).

### RACK MOUNTING:

430 m/m deep needed including external XLR,s.

DISTRIBUTED BY

Technical specifications are subject to variation without previous notice.

