



152-inch Class 4K2k Plasma Display

## TH-152UX1

### ● Product specification (design and specification subject to change without notice)

#### ■ DISPLAY PANEL

Screen Size(Diagonal)	152-inch (3,862 mm)
Aspect ratio	17:9
Effective Display Area(W x H )	3,416 x 1,801 mm
Number of pixels (H x V)	4,096 x 2,160 pixels (1 pixel=3 cells for R, G, and B)
Pixel pitch(H x V)	0.834 x 0.834 mm
Native contrast	5,000,000:1
Gradation	8,192 steps (equivalent)
Panel Life*1	approx. 100,000 hours
Full HD 3D	Yes*2

\*1: Guideline operating hours before the panel brightness is reduced to half when the panel is used to display motion pictures in the Standard mode. Afterimages (burned-in images) and malfunctions are not taken into consideration.

\*2: An optional 3D IR Transmitter and 3D Eyewear is required for viewing 3D images.

#### ■ CONNECTION TERMINAL

Dual Link HD-SDI IN <sup>3</sup>	Dual Link HD-SDI x 4	
DVI-D IN <sup>3</sup>	DVI-D 24pin x 4	Compliance with DVI Revision 1.0
HDMI IN	HDMI TYPE A connector x 2	Ver. 1.4a (Compatible with Deep color)
PC IN	MINI D-SUB 15PIN x1(Female)	R / G / B : 0.7 V [p-p] (75Ω)
	Plug & Play (VESA DDC 2B)	HD/VD : 1.0~5.0 V[p-p] (high impedance)
Function Slot : SLOT 2.0	DVI-D x 1 (Audio Input is not available.)	Compliance with DVI Revision 1.0 Compatible with HDCP 1.1

\*3: 4 inputs is set and only for one 4K signal. You can not input 4 different signal to each inputs.

#### ■ CONTROL TERMINAL

SERIAL	D-SUB 9PIN x 1 (EXTERNAL CONTROL TERMINAL), RS-232C COMPATIBLE
3D SHUTTER OUT	M3 Jack x 1 (for Optional 3D IR Transmitter)

#### ■ ELECTRICAL

Power Requirements	200 - 240V AC, 50Hz/60Hz
Power Consumption	3,700 W
On Mode Average Power Consumption*4	2,620W
Power off condition	0.3W
Stand-by condition	0.5W

\*4:Based on IEC 62087 Ed.2 measurement method.

#### ■ MECHANICAL

Dimensions(W×H×D)	3,600 × 1,980 × 147 <sup>5</sup> mm
Carton Dimensions(W×H×D)	3,980 × 2,450 × 1,130 mm
Weight	approx. 577 kg
Gross weight	approx. 1100 kg
Cabinet Color	Black

\*5: Exclusive of portion (260 mm when including the protruding portion of the terminal)

#### ■ ENVIRONMENTAL

Operating environment	Temperature	: 0°C to 35 °C
	Humidity	: 20% to 80% (Non condensation)
	Altitude	: 0 to 1,500 m
Storage environment	Temperature	: -20°C to 60 °C
	Humidity	: 20% to 90% (Non condensation)
	Altitude	: 0 to 3,300 m

#### ■ STANDARD (CERTIFICATIONS)

SAFETY REGULATIONS	UL60065, CAN/CSA-22.2No60065:03, SASO, IEC60065, EN60065
RADIATION REGULATIONS	FCC Part 15 Class-B, ICES-003, CISPR22 Class-B, EN55022 Class-B, EN55024, EN61000-3-11, EN61000-3-12

#### ■ REMOTE CONTROL TRANSMITTER

Power Requirements	DC 3V (2 x AA Size batteries)
Operation distance	approx. 7m in front of plasma display
Weight	approx. 160 g including batteries

#### ■ INCLUDED ACCESSORIES

- Fixing Band	- Operating instruction book	- Remote control transmitter	- Batteries
---------------	------------------------------	------------------------------	-------------

**MAIN FEATURE**

24p Smooth film <sup>*1</sup>	Yes
Color Gamut <sup>*1</sup>	Yes(DIGITAL CINEMA COLOR/HDTV/CUSTOM/NATIVE)
Picture Profiles	Yes (16 memories)
Blue Only Mode	Yes
Display Size Setting	Yes
Automatic Picture Positioning <sup>*1</sup>	Yes
Screen Savers	Negative Image <sup>*1</sup> , Overlay Scrolling Bar <sup>*1</sup> , Scrolling Bar only, White Screen,
NANODRIFT saver	Yes
Side Panel Adjustment	Yes
Peak Limit Mode	Yes
Power Save Mode	Yes
Auto Power Off	Yes
Initial Input	Yes
Input/Button lock	Yes
Remote user level	Yes

\*1:Not usable when the 4K signal is input.

**OPTIONAL ACCESSORIES**

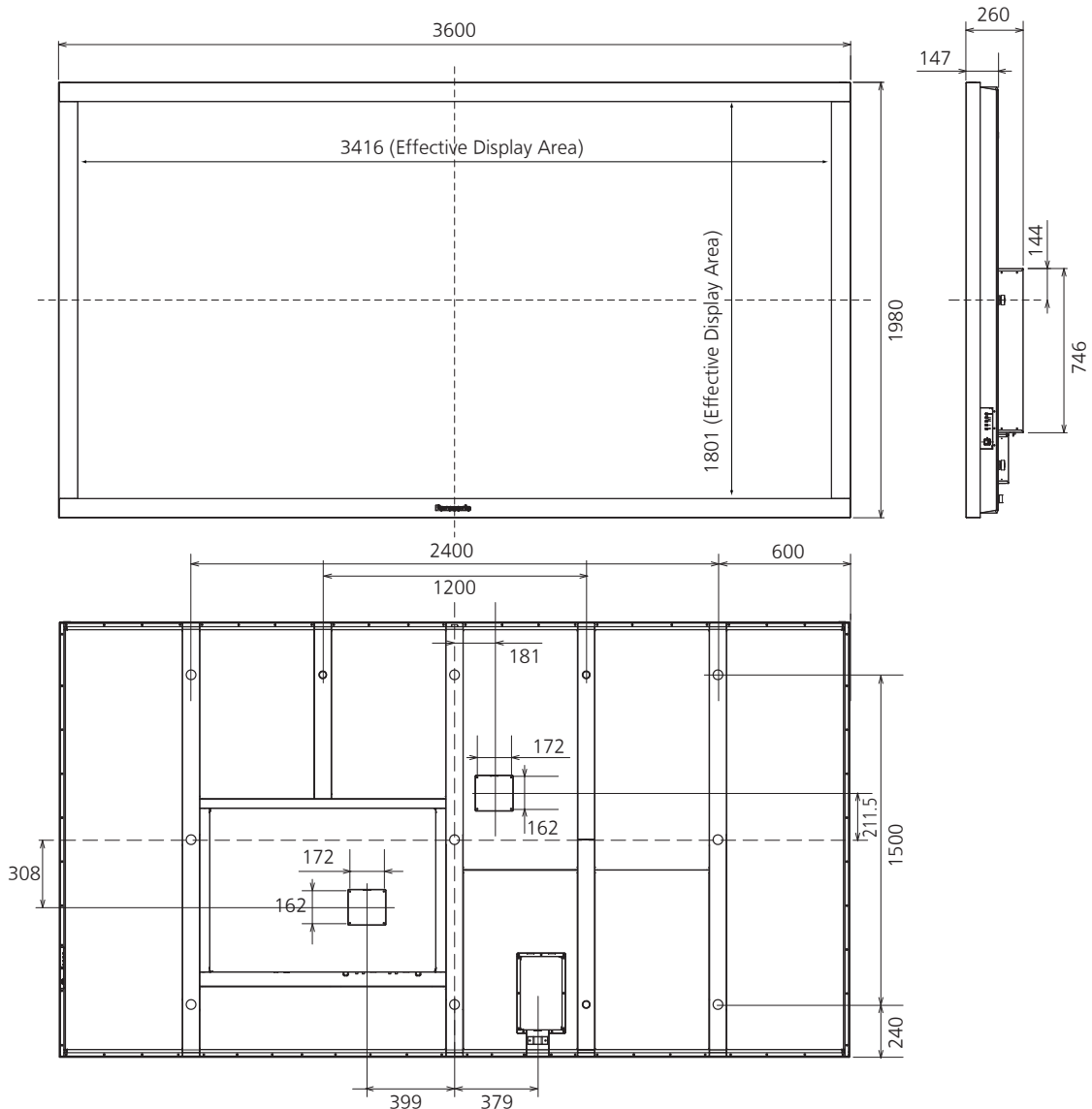
Pedestal	TY-ST152UX1
Mounting Bracket	TY-WK152UX1
HD-SDI Terminal Board <sup>*2</sup>	TY-FB10HD
Dual HD-SDI Terminal Board	TY-FB11DHD
DVI-D Terminal Board	TY-FB11DD
3D IR TRANSMITTER <sup>*3</sup>	TY-3DTRW
3D Eyewear	TY-EW3D10 TY-EW3D2S TY-EW3D2M TY-EW3D2L

\*2: Audio input is not functional with this model.

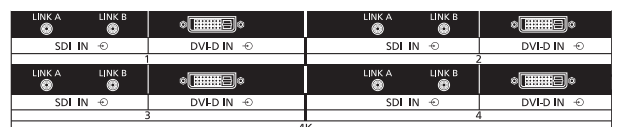
\*3: Will be available early in 2011.

Cautions: This drawing is not a scale  
Units : mm

**DIMENSIONS**



**CONNECTION TERMINAL**



**● Preset Input Signals**

			Fixed Terminal			Optional Terminal Board			Dot Clock (MHz)		
	horizontal frequency (kHz)	vertical frequency (Hz)	Dual Link HD-SDI for 4K input	DVI for 4K input	PC IN (D-sub 15-pin)	HDMI	DVI-D (TY-FB1DD)	HD-SDI (TY-FB10HD)	Dual HD-SDI (TY-FB11DHD)	PC IN	DVI IN
525(480)/60i	15.73	59.94			Y	Y				13.5	
525(480)/60p	31.47	59.94			*1	Y	Y				27.0
625(575)/50i	15.63	50.00			Y			Y		13.5	
625(576)/50i	15.63	50.00				Y					
625(575)/50p	31.25	50.00			Y					27.0	
625(576)/50p	31.25	50.00				Y	Y				27.0
750(720)/60p	45.00	60.00			Y	Y	Y	Y	Y	74.3	74.3
750(720)/50p	37.50	50.00			Y	Y	Y	Y	Y	74.3	74.3
1125(1080)/60i	33.75	60.00			Y <sup>4</sup>	Y	Y	Y	Y	74.3	74.3
1125(1080)/50i	28.13	50.00			Y <sup>4</sup>	Y	Y	Y	Y	74.3	74.3
1125(1080)/60p	67.50	60.00	Y <sup>3</sup>	Y <sup>3</sup>	Y <sup>4</sup>	Y	Y		Y	148.5	148.5
1125(1080)/50p	56.25	50.00	Y <sup>3</sup>		Y <sup>4</sup>	Y	Y		Y	148.5	148.5
1125(1080)/30p	33.75	30.00	Y <sup>3</sup>		Y <sup>4</sup>		Y	Y	Y	74.3	74.3
1125(1080)/25p	28.13	25.00			Y <sup>4</sup>		Y	Y	Y	74.3	74.3
1125(1080)/24p	27.00	24.00	Y <sup>3</sup>		Y <sup>4</sup>	Y	Y	Y	Y	74.3	74.3
1125(1080)/24sF	27.00	48.00			Y <sup>5</sup>			Y	Y	74.3	
1250(1080)/50i	31.25	50.00			Y <sup>6</sup>					74.3	
2048x1080/24p	27.00	24.00	Y <sup>3</sup>					Y <sup>7</sup>			
2048x1080/24sF	27.00	48.00						Y <sup>7</sup>			
2048x1080/60p	67.50	60.00	Y <sup>3*7</sup>	Y <sup>3*7</sup>						148.5	148.5
640x400@70Hz	31.46	70.07			Y					25.2	
640x480@60Hz	31.47	59.94			Y <sup>1</sup>	Y	Y			25.2	25.2
640x480@72Hz	37.86	72.81			Y					31.5	
640x480@75Hz	37.50	75.00			Y					31.5	
640x480@85Hz	43.27	85.01			Y					36.0	
800x600@56Hz	35.16	56.25			Y					36.0	
800x600@60Hz	37.88	60.32			Y	Y	Y			40.0	40.0
800x600@72Hz	48.08	72.19			Y					50.0	
800x600@75Hz	46.88	75.00			Y					49.5	
800x600@85Hz	53.67	85.06			Y					56.3	
852x480@60Hz	31.47	59.94			Y <sup>1</sup>		Y			33.5	34.2
1024x768@50Hz	39.55	50.00					Y				51.9
1024x768@60Hz	48.36	60.00			Y	Y	Y			65.0	65.0
1024x768@70Hz	56.48	70.07			Y					75.0	
1024x768@75Hz	60.02	75.03			Y					78.8	
1024x768@85Hz	68.68	85.00			Y					94.5	
1066x600@60Hz	37.64	59.94			Y		Y			53.0	53.0
1152x864@60Hz	53.70	60.00					Y				81.6
1152x864@75Hz	67.50	75.00			Y					108.0	
1280x768@60Hz	47.70	60.00			Y					80.1	
1280x960@60Hz	60.00	60.00			Y					108.0	
1280x960@85Hz	85.94	85.00			Y					148.5	
1280x1024@60Hz	63.98	60.02			Y	Y	Y			108.0	108.0
1280x1024@75Hz	79.98	75.03			Y					135.0	
1280x1024@85Hz	91.15	85.02			Y					157.5	
1366x768@50Hz	39.55	50.00					Y				69.9
1366x768@60Hz	48.36	60.00			Y		Y			86.7	8.4
1400x1050@60Hz	65.22	60.00			Y		Y				122.6
1600x1200@60Hz	75.00	60.00			Y		Y			162.0	162.0
1600x1200@65Hz	81.25	65.00			Y					175.5	
1920x1080@60Hz	67.50	60.00			Y <sup>2</sup>		Y			148.5	148.5
1920x1200@60Hz	74.04	59.95					Y				154.0
Mac13" (640x480)	35.00	66.67			Y					30.2	
Mac16" (832x624)	49.72	74.54			Y					57.3	
Mac21" (1152x870)	68.68	75.06			Y					100.0	

\*1: When inputted 525p signal to the PC IN terminal, it is recognized as VGA 60Hz signal.  
 \*2: Recognized as 1,125(1080)/60p signal.  
 \*3: Compatible signals for per source.  
 \*4: Based on SMPTE 274M standard.  
 \*5: Based on SMPTE RP211 standard.  
 \*6: Based on SMPTE 295M standard.  
 \*7: Based on SMPTE 292M and 372M standards.  
 Note: Signals without above specification may not be displayed properly.

**● Pin assignments and signal names**

■ Serial RS232C : D-sub 9-Pin (Male)

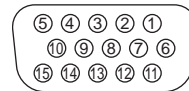


No.	Details
2	Receive Data
3	Transmit Data
5	Ground
4 • 6	Not use
7	Short Circuit
8	
1 • 9	NC

Communication parameters

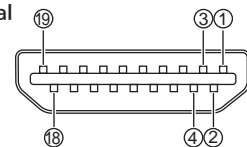
Signal Level	Descriptions
Synchronization method	Asynchronous
Baud Rate	9600 bps
Parity	None
Character Length	8 bits
Stop Bit	1 bit
Flow control	-

■ PC Input : D-Sub 15-Pin (Female)



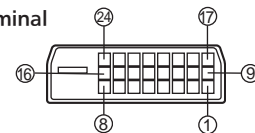
No.	Signal name	No.	Signal name
1	R	9	+5V DC
2	G	10	GND (Ground)
3	B	11	NC (Not connected)
4	NC (Not connected)	12	SDA
5	GND (Ground)	13	HD/SYNC
6	GND (Ground)	14	VD
7	GND (Ground)	15	SCL
8	GND (Ground)		

■ HDMI Terminal



No.	Signal name	No.	Signal name
1	T.M.D.S. data 2+	11	T.M.D.S. clock shield
2	T.M.D.S. data 2 shield	12	T.M.D.S. clock-
3	T.M.D.S. data 2-	13	CEC
4	T.M.D.S. data 1+	14	Reserved (N.C. on device)
5	T.M.D.S. data 1 shield		
6	T.M.D.S. data 1-	15	SCL
7	T.M.D.S. data 0+	16	SDA
8	T.M.D.S. data 0 shield	17	DDC/CEC Ground
9	T.M.D.S. data 0-	18	+5 V DC
10	T.M.D.S. clock+	19	Hot Plug Detect

■ DVI-D Terminal



Pin No.	Signal name	Pin No.	Signal name
1	T.M.D.S. data 2-	13	—
2	T.M.D.S. data 2+	14	+5 V DC
3	T.M.D.S. data 2 shield	15	Ground
4	—	16	Hot plug detect
5	—	17	T.M.D.S. data 0-
6	DDC clock	18	T.M.D.S. data 0+
7	DDC data	19	T.M.D.S. data 0 shield
8	—	20	—
9	T.M.D.S. data 1-	21	—
10	T.M.D.S. data 1+	22	T.M.D.S. clock shield
11	T.M.D.S. data 1 shield	23	T.M.D.S. clock+
12	—	24	T.M.D.S. clock-