

# Panasonic

Closed Circuit Video Equipment

Super Dynamic II  
Colour Dome Cameras  
with Low-Light B/W Mode

## WV-CS850 Series



**SDII**  
Super Dynamic

The Panasonic WV-CS850 series are the next generation in unitized colour dome cameras. This all-in-one unit with a 1/4-type colour CCD camera, 22x zoom lens, and rotating chassis is packed inside a sleek 110mm diameter of dome size that fits discretely into almost any location.

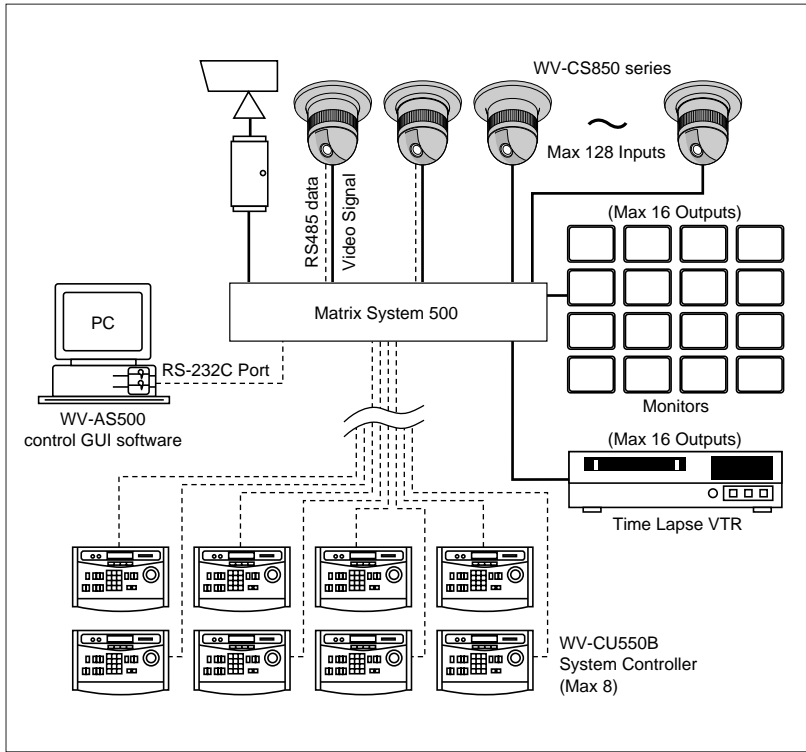
Our newly developed **Super Dynamic II** capabilities give the WV-CS850 series a dynamic range 80 times that of conventional cameras. With the ability to deliver full-colour images in light as low as 1lx and black and white images in ultra low light conditions with only 0.06lx, it's the ideal camera for 24-hour surveillance. No subject can easily escape its full 360° horizontal rotation, 180° vertical pan, and 300°/second speed. Physical contact-free and *optical video signal transfer* type SLIP RING system provides noiseless imaging. New Privacy Zone Masking and Patrol Learn features equip the WV-CS850 series to go beyond standard surveillance techniques.

The Panasonic WV-CS850 series, the answer for today's ever expanding need for high-performance surveillance products.

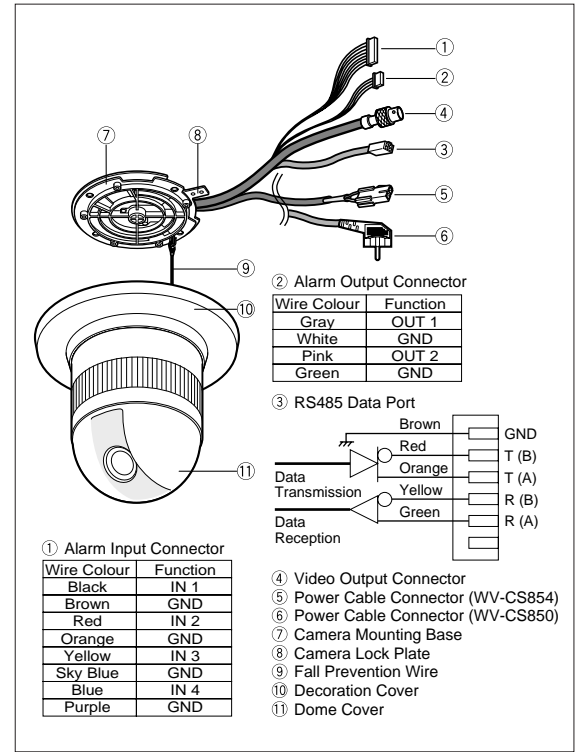
### Key Features

- Compact ø110mm diameter dome-sized all-in-one colour camera, for wide area surveillance applications.
- Built-in **Super Dynamic II** function has 80 times wider dynamic range when compared to a conventional camera.
- 570-line at B/W and 480-line at colour imaging horizontal resolution.
- Built-in Digital-FLIP by memory read out, allows 180-degree turn automatically.
- IP52 drip proof environmental structure.
- Can select colour or B/W capturing by removal of IR filter, enables improvement of the sensitivity for any applications ; 0.06 lx at B/W or 1 lx at colour imaging (at sensitivity 2x up).
- Privacy zone masking function.
- Linear 32x electronic sensitivity enhancement function.
- Built-in motion detector.
- Patrol Learn function.
- Auto panning function with 64 preset positions.
- Panning speed of max. 300 degree/s at preset mode.
- 22x optical zoom lens (3.79 - 83.4mm, F1.6).
- 10x linear electronic zoom function.
- Auto focus lens.
- Multiplex-coaxial or RS485 data communication.
- Four (4) alarm inputs and two (2) outputs terminals.
- Alphanumeric character display.
- *Optical* SLIP RING System.
- Optional smoke and mirror type dome covers are available.

## SYSTEM EXAMPLE



## CONSTRUCTION



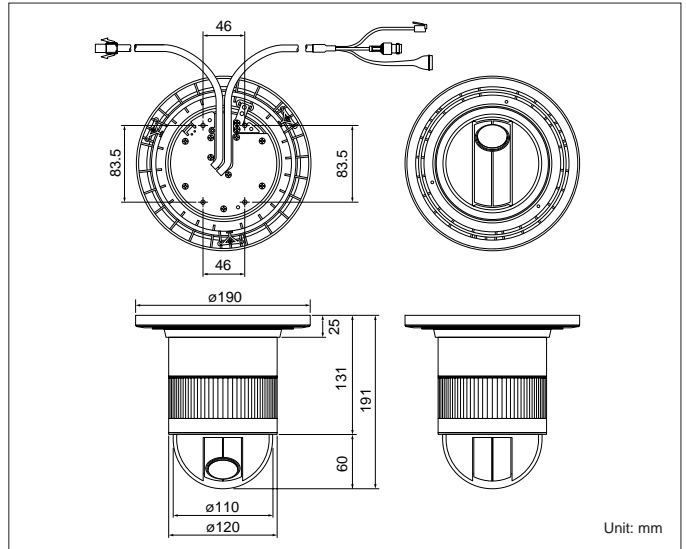
## SPECIFICATIONS

Model No	WV-CS850	WV-CS854
Effective Pixels	737 (H) x 575 (V)	
Scanning Area	1/4-type Super Dynamic II CCD	
Synchronization	Internal / Line-lock / Multiplexed Vertical Drive (VD2)	
Horizontal Scanning Frequency	15.625 kHz	
Vertical Scanning Frequency	50 Hz	
Video Output	1.0 v[p-p] PAL/CCIR composite / 75 Ω	
H. Resolution	more than 570-line at B/W, or 480-line at colour imaging	
Signal-to-noise Ratio	50 dB (AGC off, weight on)	
Super Dynamic II	80 times (selectable on/off)	
Minimum Illumination	0.06 lx at B / W, or 1 lx at colour imaging (at sensitivity 2x up)	
Zoom Speed	Approx. 2.1 s (TELE / WIDE) in sequence mode	
Focus Speed	Approx. 2.1 s (FAR / NEAR) in sequence mode	
Iris	Automatic (Open / Close is possible) / manual	
Maximum Aperture Ratio	1:1.6 (Wide) ~ 3.0 (Tele)	
Focal Length	3.79 ~ 83.4 mm	
Angular Field of View	H	2.6° ~ 52.3°
	V	2.0° ~ 39.9°
Electronic Shutter	1/50 (off), 1/120, 1/250, 1/500, 1/1,000, 1/2,000, 1/4,000, 1/10,000 s	
Electronic Sensitivity Up	Max. 32x (Auto / Fix)	
Zoom Ratio	Optical 22x (3.79 ~ 83.4 mm) with 10x electronic zoom	
Iris Range	F1.6 ~ 22, Close	
Panning Range	360° endless	
Panning Angle Setting	Possible	
Panning Speed	Manual: Approx. 0.1°/s ~ 120.2°/s. 8/16 steps Preset: Maximum approx. 300°/s	
Tilting Range	0 ~ 90° (Digital Flip off), 0 ~ 180° (Digital Flip on)	
Tilting Speed	Manual: Approx. 0.1°/s ~ 120.2°/s. 8/16 steps Preset: Maximum approx. 300°/s	
Pan/Tilt	Manual / Sequential position / Sort position / Auto Pan	
Controls	Pan/Tilt, Lens, 64 Preset Positions, Home Position	
Power Source	220V ~ 240V AC, 50 Hz	24V AC, 50 Hz
Power Consumption	18W	14W
Controller I/F	Multiplex-coaxial / RS-485	
Ambient Operating Temperature	-10°C ~ +50°C	
Dimensions	ø120 (D) x 191 (H) mm (ø110mm diameter dome size)	
Weight	Approx. 2 kg	

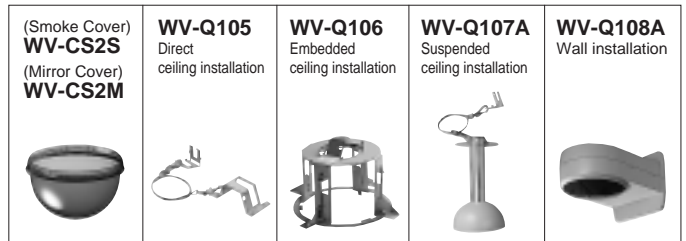
- Weights and dimensions are approximate.
- Specifications are subject to change without notice.
- These products may be subject to export control regulations.

DISTRIBUTED BY:

## APPEARANCE



## OPTIONAL ACCESSORIES



# Panasonic

Panasonic is the brandname of Matsushita Electric.

Printed in Japan

[2N-652B]