



SONY®

BRC-SDP

Outdoor / Indoor Dome Housing

The BRC-SDP series of domes offers effective outdoor/indoor protection for your Sony camera system. The BRC-SDP12 supports Sony's BRC-300 Broadband Remote Camera and the BRC-SDP16 offers support for both the BRC-H700 and BRC-Z700 model robotic cameras. The BRC-SDP domes include a heater and blower for environmental protection and features a ¼" UV resistant, ABS plastic upper dome and an optically clear cell-cast acrylic lower dome.

KEY PRODUCT FEATURES

- Pendant mount with optional wall mounts available
- Simple camera installation
- Equipped with security fasteners
- Optically clear cell-cast acrylic dome
- 24 Hour fan operation for effective heating and condensation protection
- Thermostatically controlled heater
- Separate power input for Heater/Blower and camera

Specifications

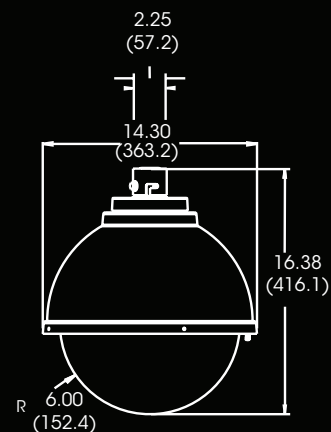
Dimensions / Diagrams

	BRC-SDP12*	BRC-SDP16*
Mechanical Specifications		
Dimensions (W x H x D)	363 x 416 x 363mm (14.3 x 16.5 x 14.3 inches)	464 x 495 x 464mm (18.3 x 19.5 x 18.3 inches)
Mass (without camera)	6.35kg (14lbs)	7.26kg (16lbs)
Supplied Accessories	Camera bracket hardware, Operating Instructions	
Mounting Bracket (included)	Pendant	
Sony Camera (compatibility)	BRC-300, BRC-Z330	BRCH700, BRC-Z700
Camera System Included	NO	
WEEE	YES	
Construction		
Upper Housing (body)	6.4mm ABS (0.250 inches)	
Lower Dome	2.5mm Cell-cast Acrylic (0.100 inches)	
Camera / Mount Bracket	Cast and machined aluminum	
Electrical Specifications (Housing)		
Power Requirements	AC 24VAC Input (Housing supplies 12VDC to camera)	
Power Consumption	54W (Camera & Heater/blower)	
Video Connector	BNC	
Environmental Specifications		
Operating Temperature	-26°C to 40°C (-15°F to 104°F)	
Heater Deactivates at	≥ 26°C (80°F)	
Heater Activates at	≤ 15°C (50°F)	

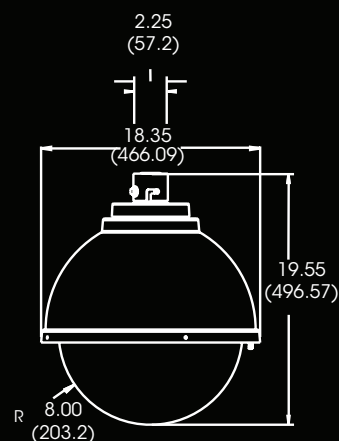
*Notes / Limitations:

- Not equipped with cooling systems, not recommended for use outdoors in hot climates
- Not recommended for mounting with the dome facing up to the sky or for marine installations
- Enclosure is not designed to be vandal resistant

BRC-SDP12



BRC-SDP16



Optional Accessories/Components



UNI-RMB1

Aluminum parapet mount



UNI-WMB1

Aluminum gooseneck wall mount




UNI-PMA1

Aluminum pole mount adaptor (must be used with UNI-WMB1)



UNI-CMA1

Aluminum corner mount adaptor (must be used with UNI-WMB1)



UNI-PBU1

Power Block Unit

